

SPACE

TODAY'S CRAFT:


FIZZING PLANETS



DO YOU KNOW ALL THE PLANETS?

THERE ARE 8 ALL TOGETHER

LET'S LEARN THEM











THINK OF AS MANY AS YOU CAN BEFORE WE LEARN TOGETHER.

I REMEMBER BY SINGING "MY VERY EDUCATED MOTHER JUST SERVED US NACHOS"


2 MINUTES GO GO GO!

MY
VERY
EDUCATED
MOTHER
JUST
SERVED
US
NACHOS

M MERCURY
V VENUS
E EARTH
M MARS
J JUPITER
S SATURN
U URANUS
N NEPTUNE

	Mercury	M _____
	Venus	V _____
	Earth	E _____
	Mars	M _____
	Jupiter	J _____
	Saturn	S _____
	Uranus	U _____
	Neptune	N _____

THESE ARE CALLED MNEMONICS.
YOU CAN CHANGE THE WORDS TO CREATE YOUR OWN
REMEMBER... THE FIRST LETTER HAS TO STAY THE SAME!



TIME FOR SOME FUN

LETS MAKE EXPLODING JUPITERS



INSTRUCTIONS

2. FOR EACH COLOUR, MIX A CUP OF BAKING SODA WITH $\frac{1}{4}$ CUP OF WATER

3. THEN ADD YOUR CHOICE OF COLOUR

4. ONCE YOU HAVE DONE THIS FOR EACH COLOUR, YOU CAN SHAPE THEM TOGETHER AND MERGE THE COLOURS INTO A BALL

(IF THE PASTE IS TOO RUNNY ADD A LITTLE BIT MORE BAKING SODA- IF ITS TOO CRUMBLY ADD A LITTLE BIT OF WATER)



5. AFTER YOU HAVE MADE THEM, SIMPLY ADD VINEGAR AND WATCH THEM BUBBLE AND DISSOLVE

MATERIALS

- BAKING SODA
- LIQUID WATER
- COLOURS
- WATER
- VINEGAR

PREP

1. CHOOSE YOUR COLOURS
THIS IS JUPITER BUT YOU CAN USE WHATEVER COLOURS YOU HAVE



WE HOPE YOU HAD FUN!!!

Take some photos to show us 😊

EXAMPLES

